

Alan Chennells fitted...

# A NATURE-PURE WATER FILTER

to his Auto-Sleeper Legend



The completed job. If you look very closely, the blanking plug can be seen behind the mixer faucet.

The qualities of General Ecology's Nature-Pure Ultrafine water filter system have been well reported in MMM by Mike Jago (most recently February 2001 issue, pages 21/22).

Having used this system for several years, I can concur with all that has been claimed. It is reassuring to know that all harmful impurities have been removed from the water that we use for drinking and cooking, and the added bonus is that it tastes great!

We own an Auto-Sleeper Legend GL (the original version with single stainless steel sink). In our 'van, like the majority of models that came from the Willersey factory until recently, the mixer faucet is positioned inside the sink so that it can fold down under the

worktop when not in use.

It is therefore not possible to use the excellent faucet normally supplied in the Nature-Pure kit on these models.

To overcome this problem, I have fitted a single fold down faucet (of similar design to the original) to the left of the mixer. On some models this is quite easy, as there is sufficient space for the new hole. But on our Legend the mixer was installed left of centre so I had to move this to the right, use the existing left-hand hole for the new faucet, blank off the other hole and cut two more (5/8in/16mm) for the mixer. I actually replaced the mixer with a better quality unit that was shorter between centres than the original but this is not a must.

### Blanking plugs

To blank off the unused hole, I made a blanking plug from stainless steel (refer to drawing) although aluminium is another option. For this you need access to a lathe (or to know of someone that has). The alternative is to use a rubber or plastic blanking plug. Maplin have a range of these available.

### Hole cutting

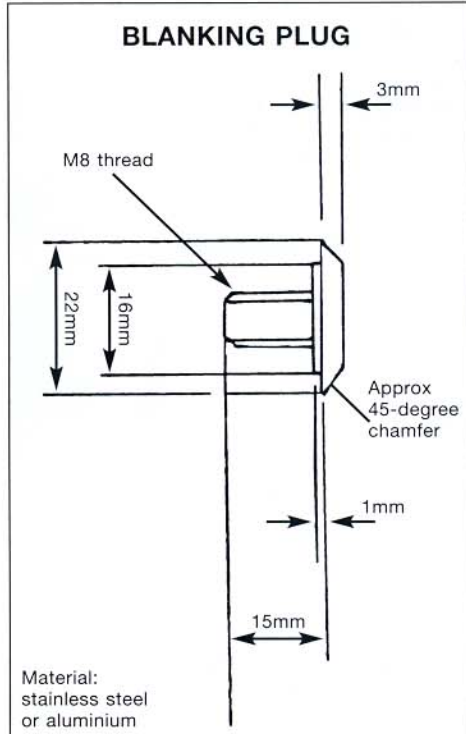
To cut the new holes, use a 5/8in/16mm chassis/hole punch, which produces a clean sheared hole. I would not recommend the use of a hole saw for this application.

### Nature-Pure kit

Order the 'in-line' model (no faucet) plus a tee piece that is normally supplied with the faucet model. Conversely, if you already have the kit that includes the faucet, then it is necessary to obtain an elbow (from General Ecology) to fit to the hose that goes to the single faucet.

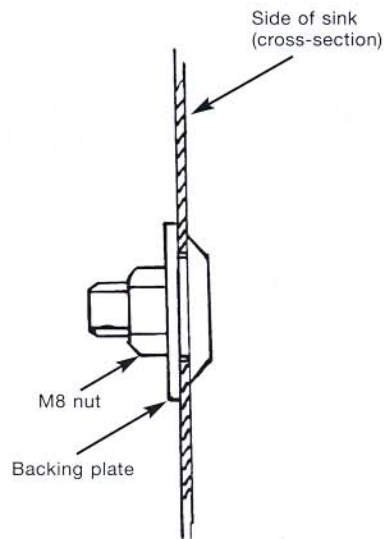
### General notes on fitting

It is, of course, necessary to remove the shelf and back panel from the cupboard under the sink. (Note that it will be necessary to make a

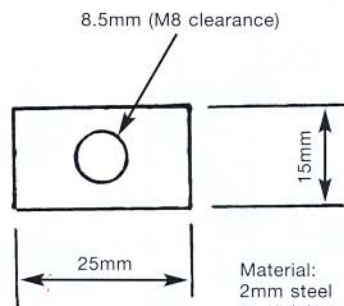


Material: stainless steel or aluminium

### BLANKING PLUG IN POSITION



### BACKING PLATE



Hose layout under sink. Tee-piece is fitted into main cold water supply. Elbow mates feed from filter, to blue pipe (top left) into single faucet.



# MOTORCARAVANNING MATTERS

small cut-out for the pipes in this panel before refitting.) It is slightly difficult working up behind the sink to fit faucet back-nuts, hose unions, hose, and hose clips - but as the photos show, it can be done! If the worm-drive hose clips have a hexagonal drive as well as a screwdriver slot, use a socket spanner and extension to tighten them. This is much easier than using a screwdriver. If the hose is cold it can be difficult to push on to the union but this can be overcome by dipping it into warm water first. Also make sure that the hose (blue) is of the reinforced type as per the original. If the cheaper quality polythene hose is used, it may kink and cut off the water supply.

Note: The output in the lid of the filter is fitted with a plug to restrict water flow when using a mains water supply, but ours works



Problem solved - the latest mounting bracket (now standard with Nature-Pure, and available as an upgrade) does the job admirably.



The original mounting bracket needed the assistance of a cable tie.

best with this plug left in place. Obviously, this will differ depending on the water pressure from the pump so it will be necessary to try both options.

### Footnote

Even with this filter system fitted, it is still advisable to clean the fresh water tank regularly. A solution of Milton is ideal as this can then be pumped to the waste tank via the sink faucet thereby keeping the waste flushed and sweet. When using Milton in this way, the filter element must be removed - and not refitted until the whole system has been thoroughly flushed with clean water.

It is also advisable to thoroughly drain the filter housing and remove the filter if laying up the 'van for the winter. Ed

We like the quality of the water from Nature-Pure so much that we now have a similar system fitted to the kitchen sink at home!

Alan has kindly offered to answer readers' queries. If you have a question about this article then please put your letter (with SAE) in a stamped envelope addressed to Alan Chennells and send this envelope in another envelope to the Editorial Office. Ed

### Suppliers

#### Nature-Pure Ultrafine water filter

General Ecology Europe Ltd,  
St. Andrews House, 26 Brighton Road,  
Crawley, Sussex RH10 6AA  
(tel: 01293 400644).

#### Fold-down faucets (taps)

Unfortunately, the supplier of my taps no longer seems to be trading.

However, I have asked Autovan Services to look into the problem and they should be able to supply the same (or very similar) item(s). You will need to order a union for 1/2in hose as a separate item.

Autovan Services, 32 Canford Bottom,  
Wimborne, Dorset BH21 2HD  
(tel: 01202 848414).

#### Chassis/hole punch

Frost Auto Restoration Techniques,  
Crawford Street, Rochdale, Lancashire  
OL16 5NU (tel: 01706 658619).

Order: Chassis/hole punch  
5/8in/16mm diameter.


Although usually sold in sets, this company will normally sell singles if you ask nicely!

## nature pure<sup>®</sup> drinking water purifier

### Pure Water on the Go- From Scotland to Spain

Independently certified to USEPA Standard to remove Bacteria, Cysts & Viruses! Excels at removing chemical and aesthetic contaminants too! No chemicals, electricity or holding time necessary. Compact, easy installation & virtually maintenance free! Great tasting, pure water instantly.

### No More Tank Taste!



01293 400644

www.generalecologyeurope.com

the pure science of safe water™

General Ecology, Inc.



©2002 - All rights reserved trademarks of General Ecology, Inc.



## Do you have a van? Would you like a Motorcaravan?

Top quality full and part conversions to your vehicle

**IN STOCK NOW!**

Our own ready-converted  
2/4 berth Motorcaravans  
Fiat, Peugeot, Volkswagon etc.

22 Station Parade, Whitchurch Lane, Edgware, Middx HA8 6RW  
(2 minutes from Canons Park tube station)

within easy reach of M1, M25 & A1  
**MIDDLESEX MOTORCARAVANS**  
Tel 020 8952 4045 Fax 020 8952 4046  
www.middlesexmotorcaravans.co.uk  
sales@middlesexmotorcaravans.co.uk